

Software Distribution

All ICT software distribution page



















NB please make sure you are on campus when attaining / downloading these resources, if you are connected via VPN this will consume your data at home / work / remote location

Local Software repository

Software can be downloaded with no VPN required through this link:

<http://www.sun.ac.za/softwarehub>

Documents > Student Software

	Name ▾	Modified ▾	Modified By ▾	Sign-off status ▾	File Size ▾	+ Add column ▾
	Atlas.ti	April 20, 2021	Van der Venter, Bradley [b]		4 items	
	JMP 15.0 licence	February 9, 2021	Koen, Arlo [alcoen@sun.ac]		4 items	
	JMP 16.0 License	February 24	Van der Venter, Bradley [b]		3 items	
	Mathematica	March 25, 2020	Van der Venter, Bradley [b]		6 items	
	Matlab	April 14, 2020	Van der Venter, Bradley [b]		2 items	
	Pastel Partner v19	April 6, 2021	Van der Venter, Bradley [b]		2 items	
	Pastel V18	April 28, 2020	Van der Venter, Bradley [b]		2 items	
	SAS	March 25, 2020	Van der Venter, Bradley [b]		7 items	
	SPSS v27	September 21, 2021	Van der Venter, Bradley [b]		6 items	
	SPSS v28	February 21	Van der Venter, Bradley [b]		4 items	
	STATA 17	February 10	Van der Venter, Bradley [b]		5 items	
	Statistica	March 25, 2020	Van der Venter, Bradley [b]		1 item	
	XLStat	April 17, 2020	Lesar, Allister, Mr [allister@sun.ac]		4 items	
	Office365.url	April 21, 2021	Van der Venter, Bradley [b]		50 bytes	
	TeamViewerQS.exe	April 21, 2021	Van der Venter, Bradley [b]		18.0 MB	

Azure Dev Tools for Teaching

The Azure Portal provides students and staff of the UOS to obtain software at a discounted rate, with certain packages available to download.

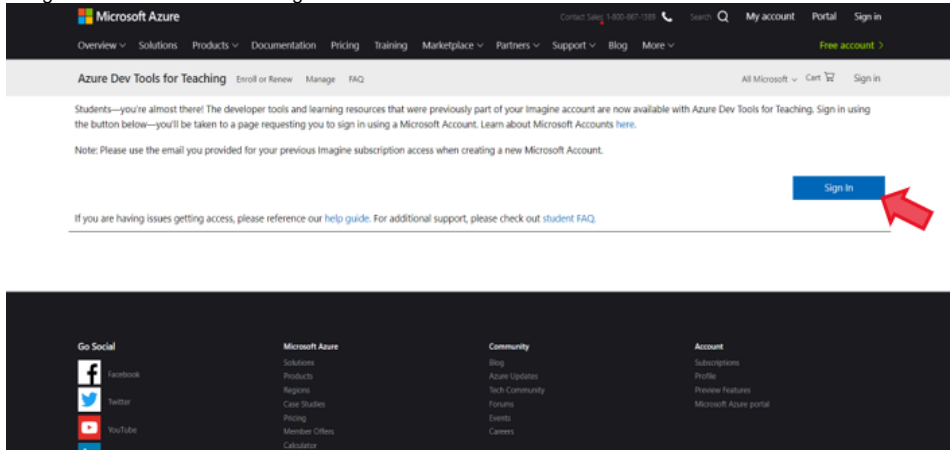
Featured products available to download:

- Agents for Visual Studio
- Host Integration Server
- Hyper-V Server
- Machine Learning (ML) Server
- Microsoft Access
- Microsoft Project
- R Server
- Remote Tools for Visual Studio
- SharePoint Server
- Skype for Business Server
- SQL Server Enterprise
- Team Foundation Server
- Microsoft Visio


- Visual Studio
- Windows 8.1
- Windows 10
- Windows Server


Step-by-step guide

1. Open your browser and in the address bar type in or click on the link below
<https://azureforeducation.microsoft.com/devtools>
2. Navigate and click on the blue Sign in



3. Log onto the Azure portal using your University username followed by your password





← username@sun.ac.za

Enter password


password

[Forgot my password](#)

[Sign in](#)

To Sign-in at Stellenbosch University requires @sun.ac.za username. Passwords can be changed at www.sun.ac.za/useradm.

4. On the "STAY SIGNED IN?" screen, select **NO**



Stay signed in?

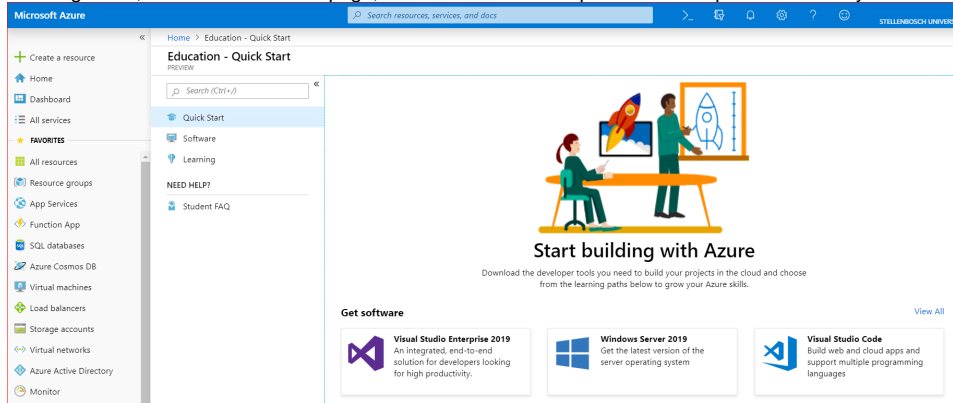
Do this to reduce the number of times you are asked to sign in.

☐ Don't show this again

[No](#) [Yes](#)

To Sign-in at Stellenbosch University requires @sun.ac.za username. Passwords can be changed at www.sun.ac.za/useradm.

5. Once signed in, this will be the homepage, choose the software option in the left pane to access your software.



6. On this page all the software will be listed

